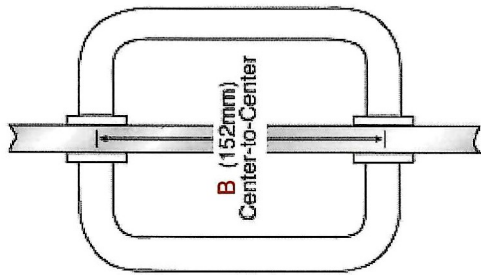
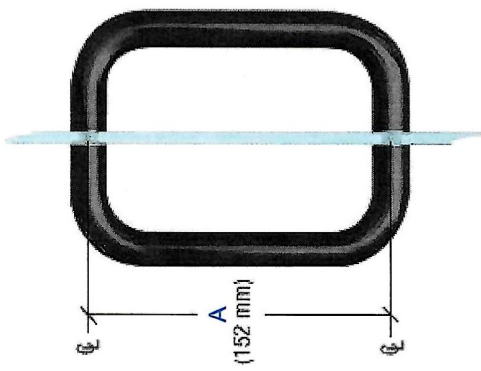




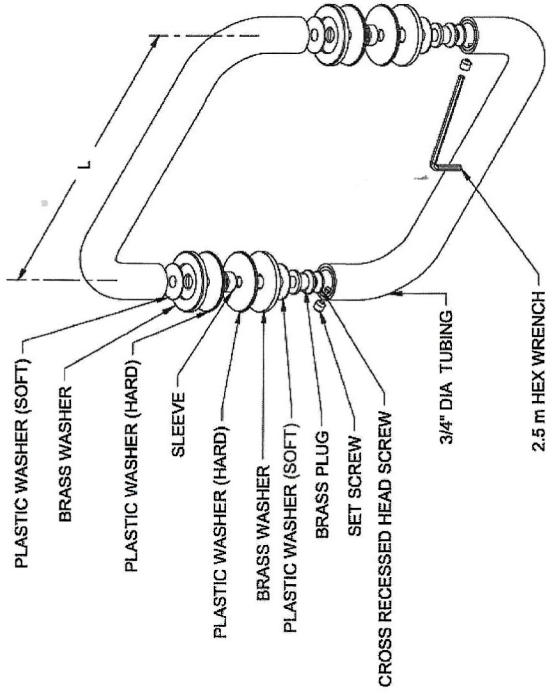
Link Hardware



R SERIES BACK-TO-BACK TUBULAR PULL HANDLE WITH METAL WASHERS

Specifications:

Material: 3/4" (19 mm) Diameter Brass or Stainless-Steel Tubing (1.5 mil thick); 1-1/4" (32 mm) Diameter Washers Glass Thickness Range: 1/2", 3/8", 5/16", or 1/4" (12, 10, 8, or 6 mm) Hole Diameter Required: 1/2" (12 mm) Center-to-Center Hole Spacing: 6" (152 mm); 8" (203 mm) Projection From Glass Surface: 2-1/2" (64 mm)



OVERALL SIZE	CENTER-TO-CENTER
A	B
6"	6"
8"	8"
12"	12"
18"	18"
24"	24"